



Disneyland Adventure

**PLEASE READ ALL INFORMATION CAREFULLY
AND RETURN DOCUMENTATION**

**MUST ATTEND AND TURN IN
DOCUMENTATION AND FINAL PAYMENT
A LAWYER WILL BE PRESENT
TO NOTARIZE DOCUMENTS
AND QUESTION AND ANSWER SESSION**

**DATE TO BE ANNOUNCED
6:30PM – 8:00 PM
#26-10038-150th Street, Surrey**

Package Contains:

- | | |
|------------|--|
| Section 01 | Chaperone Introductions |
| Section 02 | Train Ride Adventure |
| Section 03 | Meals and Snacks |
| Section 04 | Departure and Pick Up Times and Locations |
| Section 05 | Luggage Allowed |
| Section 06 | Money and Spending |
| Section 07 | Disneyland Behaviour |
| Section 08 | Universal Studios/ Six Flags / Knott's Berry Behaviour |
| Section 09 | Hotel and Contact Information |
| Section 10 | What to Bring |
| Section 11 | Paperwork Required |
| Section 12 | Itinerary |

EMERGENCY PHONE NUMBER WHILE AWAY 604-916-7411

<http://www.swaddling.org/disneyland.html>



Disneyland Adventure

Section 01 Chaperone Introductions

A big thank you goes out to those who will be attending with us to chaperone our trip. Obviously, we couldn't go without adult supervision. As the numbers increase we will add additional chaperones as necessary. Check the website for the most up-to-date list of chaperones. Each of the adults attending will have criminal records checks and are well known to me and I vouch for their integrity. So let me introduce you to the adults attending (more information on line on the website):

Mr. Swaddling Mr. Swaddling is a teacher with over 26 years of experience. He currently teaches in the Surrey School District.

Additional Chaperones Will Be Added.

Section 02 Train Ride Adventure

We will be on the trains and bus for about 40 hours or almost 2 days, so students will want to have lots of materials and activities to keep them busy. Books to read, small games to play, snacks to eat, journals to write in, and activities they enjoy. We will also be sleeping on the train and passengers are encouraged to bring a pillow and blanket for the trip to be more comfortable while sleeping. While students will be able to explore the train and move about, they will be expected to be in their seats much of the time. There are a few special cars on the train for kids and activities, but our kids are mostly too old. If they behave they may be allowed to enter the cars or activities. Yes there are bathrooms on board and students can wash, brush their teeth etc. Please note the information below which will help make the trip more exciting and painless.

- Students should bring a pillow and blanket for sleeping and comfort.
- Students should wear comfortable clothes as they will be in them for 2 days.
- Students will be expected to stay in their seats and keep noise to a minimum so as not to disturb other passengers.
- Students will be expected to eat meals at set times with the group.
- Students may explore the train with a chaperone but should stay in small groups of three or four to avoid noise and getting in the way of other passengers.
- Students will be allowed to watch movies on Mr. Swaddling's computer or the portable dvd players we will be bringing.
- Students must have headphones for any electronic devices. There are limited outlets on the train so students must bring enough batteries to last the trip and chargers.
- Students may snack or purchase snacks when hungry. You can bring snacks with you as long as they will clear US Customs (no meat, vegetables, fruits etc.)
- Students are encouraged to sit in the same seat with a partner. If students want to sit with others they should do so in the lounge car or at meals in the dining car.
- We will be flexible and adjust as needed while on board.



Disneyland Adventure

Coast Starlight Train Includes:

Dining Car
Sightseer Lounge Car
Kiddie Car
Feature Movies



Coach Class Features

Big, comfortable seats
Fold-down trays
Individual reading lamps
Ample legroom

Lounge, Dinette and Cafe Cars

For more informal dining, Lounge, Dinette and Cafe cars offer sandwiches, snacks and beverages from early morning to late evening. Hours of operation of food-service cars vary depending on train operation. Lounge and Cafe Cars also provide comfortable, casual seating for sightseeing and socializing and have tables for writing or playing cards and other games.

Personal Electronic Devices

Bring Your Entertainment Onboard

You may bring and use onboard personal electronic devices such as PCs, DVD players, and CD players.

In most Amtrak trains, First Class and Business Class seats and sleepers have standard 110-volt electrical power outlets available to supply power for electronic devices. Very few outlets are available, however, at Coach Class seats.

Be Considerate of Others, Please

To maintain a pleasant environment for all passengers, we require that when using radios, CD players, DVD players, TVs, and all other audio/visual devices, passengers use earphones or headphones, and that the volume be kept low.

Also, in consideration of others, please switch cell phones, electronic watches, pagers, and PCs to silent mode.

The Trails & Rails program operates on a variety of trains, with several more scheduled to come on line soon. Below is a list of the various Amtrak trains which have



Disneyland Adventure

an onboard program and the areas in which the program operates. Each train is also linked to the Amtrak Web page for that train.

Coast Starlight – The train has one current onboard program operating from Seattle, WA to Portland, OR which is based out of Klondike Gold Rush National Historical Park. Two other programs are scheduled to be brought on board for the *Coast Starlight* soon. One will operate from Klamath Falls, OR to Eugene, OR and be based out of Klondike Gold Rush National Historical Park. The other will operate from Los Angeles, CA to Oakland, CA and be based out of Juan Bautista De Anza National Historic Trail.

Section 03A Meals and Snacks
--

ON THE TRIP

On the trip students will be given meals on the train and breakfast is free in the hotel. Students will also be given dinner as part of their package costs. Big eaters should plan to bring extra money for meals. Students will be responsible for their own lunches during the days since we will often not be together for lunch meals when in the amusement parks.

ON THE TRAIN

Breakfast, Lunch and Dinner Café Car

Breakfast selections include a variety of hot and cold entrees such as omelets, French toast, quiche, Bob Evans® Egg Scramble and a continental breakfast. Lunch and dinner selections include a cheeseburger, turkey and cheese submarine sandwich, gourmet pizza with a tossed salad and an entree salad. A Gardenburger® (vegan burger) is available on each of the lunch menu cycles.

Section 03B COSTS

TOTAL COST

\$250.00	Train Return
\$110.00	Universal Studios
\$390.00	Disneyland 3 Days
\$270.00	Hotel 6 Nights
\$200.00	Food
\$1215.00	American Dollars
\$ 370.00	Exchange Rate (May Vary Before Leaving)
\$1600.00	Canadian Dollars



FROM THE DESK OF: STEVE SWADDLING

Disneyland Adventure

Section 04 Departure and Pick Up Times and Locations

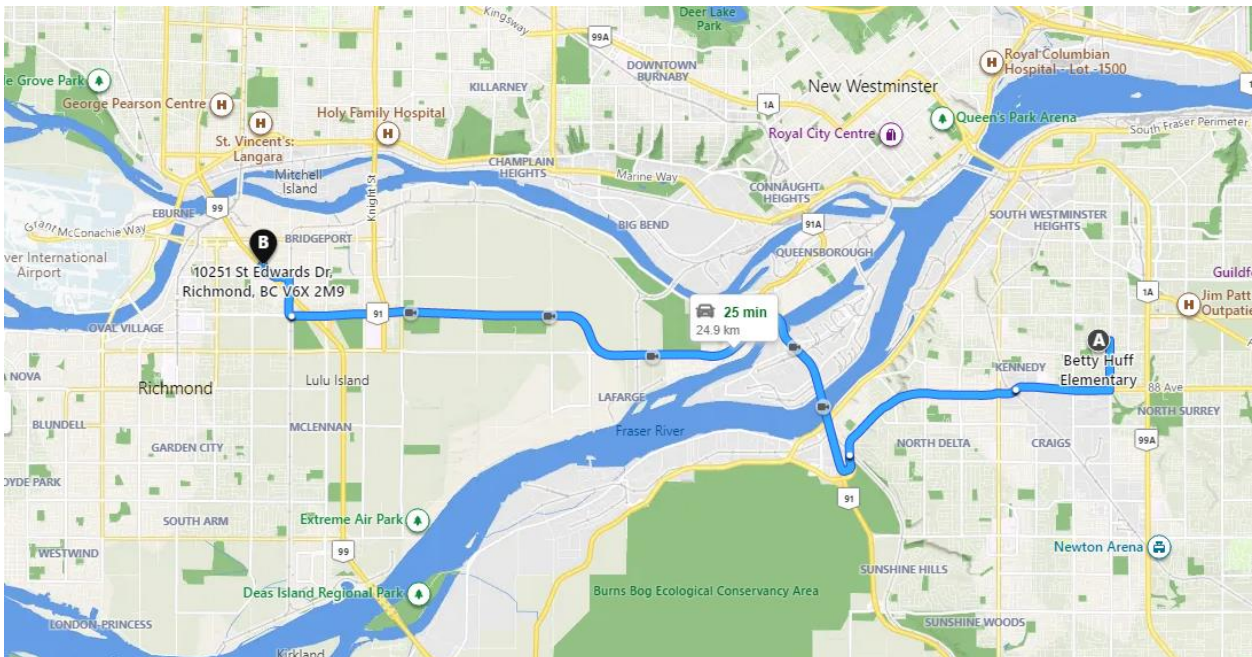
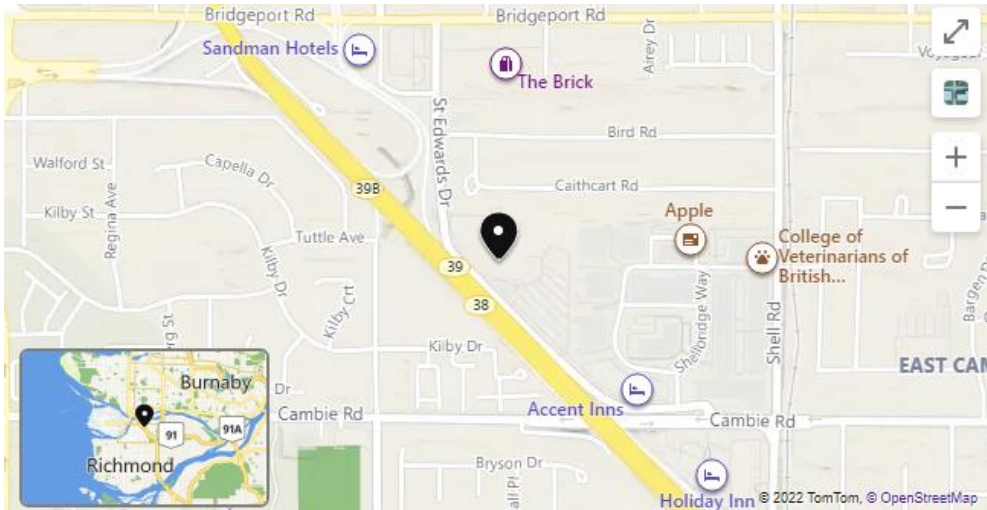
Sandman Signature Hotel

10251 St. Edwards Drive

Richmond, BC V6X 2M9

*The larger our group the more likely they will pick up in Surrey otherwise Richmond is the closest pick-up location.

Students will need to arrive @ 5:00AM in the morning.





Disneyland Adventure

Section 05 Luggage Allowed

Guidelines for Carry-On Baggage

The following guidelines apply to baggage you bring onboard with you as carry-on baggage:

Two-Piece Limit: Each passenger may bring aboard no more than two pieces of carry-on baggage. Included in this limit are personal items such as briefcases, purses, laptops. One piece will travel directly to Anaheim with no access and one will be carry-on. Wheels are important as we walk in the train stations and to hotels.

50-Pound Limit: Each carry-on bag may weigh no more than 50 lbs.

Size Limit: Each carry-on bag may not exceed 28 x 22 x 14 inches in size.

Visible Tag Required: Each carry-on bag must be visibly tagged with the name and address of the passenger. Passengers may use their own personal identification tags, or may obtain Amtrak baggage identification tags at station ticket offices, or onboard trains from a member of the train crew.

Section 06 Money and Spending (BANK OF SWADDLING)

While traveling I have found that it is in student's best interest to give me their spending money and then to ask for it when they need it. It is very difficult to cash traveller's checks and therefore, it is best to take American cash on the trip.

Ask for \$20.00 and \$10.00 bills at the bank. I will then pass out money to students in \$10.00 or \$20.00 amounts when they need money. I would suggest that \$100.00 American is lots of spending money, but I leave that up to you. It really depends on how much is spent on junk food, renting equipment, and buying souvenirs.

Section 07 Disneyland Behaviour

Disneyland Park	Open 9:00am to 11:00pm
California Adventure	Open 10:00am to 8:00pm

While at Disneyland and California Adventure Park, students will break into groups to travel around the park. We will divide into groups when we get there and students must stay in their group until the groups get together and people can switch up.

Monday- We will stay only until tired

Thursday- We will spend the entire day at the park



Disneyland Adventure

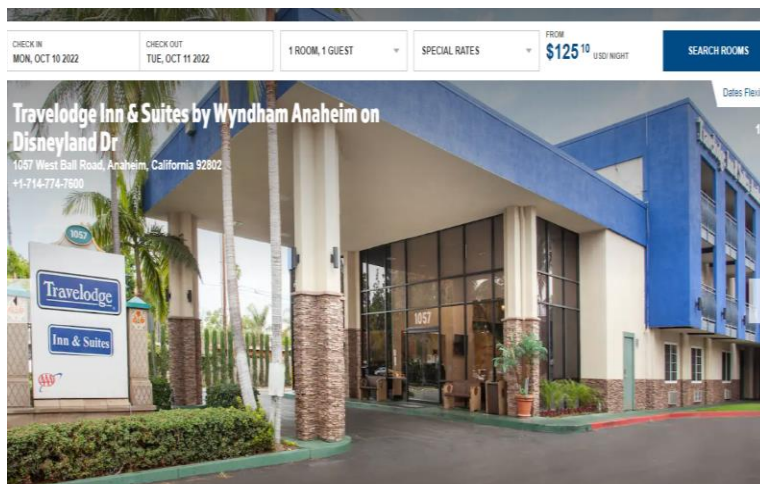
Section 08 Universal Studios

While at Universal Studios, students will break into groups to travel around the park. We will divide into groups when we get there and students must stay in their group until the groups get together and people can switch up.

We will spend Tuesday at the park until closing. We will ride a shuttle bus to Universal Studios.

Section 09 Hotel and Contact Information

Travelodge Inn & Suites by Wyndham Anaheim on Disneyland Dr



- HOTEL AMENITIES / SERVICES
- Air Conditioning
- Elevator
- Free Continental Breakfast
- Free High Speed Wireless Internet
- Guest Laundromat
- Outdoor Pool, Hot Tub and Spa
- IN-ROOM AMENITIES
- Alarm Clock
- Cable TV
- Coffee Maker
- Hair-dryer
- Iron
- Ironing Board
- Microwave
- Refrigerator

Students will be expected to be in their rooms and quiet at night. Since we will be going non-stop while there it will be important to get sleep each evening. Sharing the showers, making sure everyone is respected is very important. The chaperone in each room makes the final decisions and ensures everyone follows the rules. If a student doesn't follow the rules they will be sent to Mr. Swaddling.

Please make sure that you are up and ready to go at the time assigned. It is the responsibility of each room to head down for breakfast each morning and to clean their room before we depart each day.

Do not use the phones, in-hotel movies etc. The rooms are paid for in advance. If you want to call home, which you should, call collect using the phones in the room or use your calling card. Ask for help if you don't know how to do this.



Disneyland Adventure

Section 10 What to Bring

One Suitcase is going from Seattle to Anaheim and should contain everything you need for the trip. You will not have access to this bag until we arrive at the hotel.

One small suitcase and backpack on the train. This should contain a change of clothes, blanket, pillow, pyjamas, toiletries, snacks, games, books, and stuff you will need for the 36 hour train ride.

It should be about 20 degrees and cooler in the evening. Students should be fine in shorts and t-shirts during the day and should have a sweater for the evenings.

- Swimsuit and towel for pool
- Sunscreen
- Water bottle (for the train and parks)
- Back pack or fanny pack to keep valuables in while at the parks
- Camera (film if not digital)
- Extra batteries for any electronic device
- Pyjamas
- Blanket and Pillow
- 6-7 pair of underwear (extra in case you poop your pants on a ride!!)
- 6-7 pair of socks
- 2-3 pair of shorts
- 6-7 t-shirts or shirts
- Hat / Baseball Cap (for heat stroke protection)
- Light Jacket or sweatshirt
- Toiletries
- Feminine Products

Section 11 Paperwork Required

PLEASE COMPLETE THE FORMS ATTACHED AND TURN THEM IN AS SOON AS POSSIBLE. You need to turn in your passport or birth certificate and photo id at our March meeting when it is notarized by the lawyer. Mr. Swaddling will be keeping all the documents in his briefcase during the trip. He will handout passports, birth certificates, photo id at the border and then storing it away again after we cross. Mr. Swaddling will be supplying a photo Id tag for everyone to wear during the trip.

1. All outstanding money- MUST BE PAID IN FULL BY MARCH 1
2. Medical Release Form (attached or download from website)
3. Emergency Contact Form (attached or download from website)
4. Permission to Cross the Border Letter (attached or download from website)
5. Passport / Birth Certificate (originals)
6. Photo ID (must have if you do not have a passport)
7. Medical Insurance Papers for travelling in the United States



Disneyland Adventure

Section 12 Itinerary		
Saturday	Depart 6:00 am	Trailways Bus to Seattle
	Depart 10:30 am	Amtrak Train Seattle to Anaheim
Sunday	Arrive 10:00 pm	Taxis to hotel
Monday	Disneyland	Full Day
		**Good time for kids to phone home
Tuesday	Universal Studios	All Day and return for swim and relax
Wednesday	Disneyland	Full Day
Thursday	Disneyland	Full Day
		**Good time for kids to phone home
Friday	Depart 7:00 am	Amtrak Train to Seattle
Saturday	Depart 11:00 pm	Trailways Bus Seattle to Surrey
	Arrive 1:00 am	Arrive in Surrey